



Staffing and course information report 2018-2019

Virginia Blake

*Coordinator of Curriculum, Scheduling and Assessment
Lincoln-Sudbury Regional High School*

Presentation to Lincoln-Sudbury School
Committee

10/1/18 Total enrollment = 1528

In the staffing report you will find:

- Enrollment by grade, house, programs for last 5 years.
- Student enrollment and staffing by department for last 15 years.
- Current staffing by department, with increases, decreases and reallocations in FTEs explained.
- Class sizes & educator loads for this year as of 10/1/18.
- Distribution of class sizes by department for last 5 years.
- Distribution of students by class sizes for this year.

New courses running 2018-2019

- The World Today
- Russian History
- Basic Physical Defense for Men

New Department name 2018-2019

- Computer Science Department (*from Computer Department*)

Wellness course name changes

- Strategies for Managing Conflict
- Performance Psychology

Change to Instructional FTEs for 2018-2019:

- +0.25 Math
- +0.25 Science
- +0.25 Instructional Technology Math/Science
- -0.167 Wellness

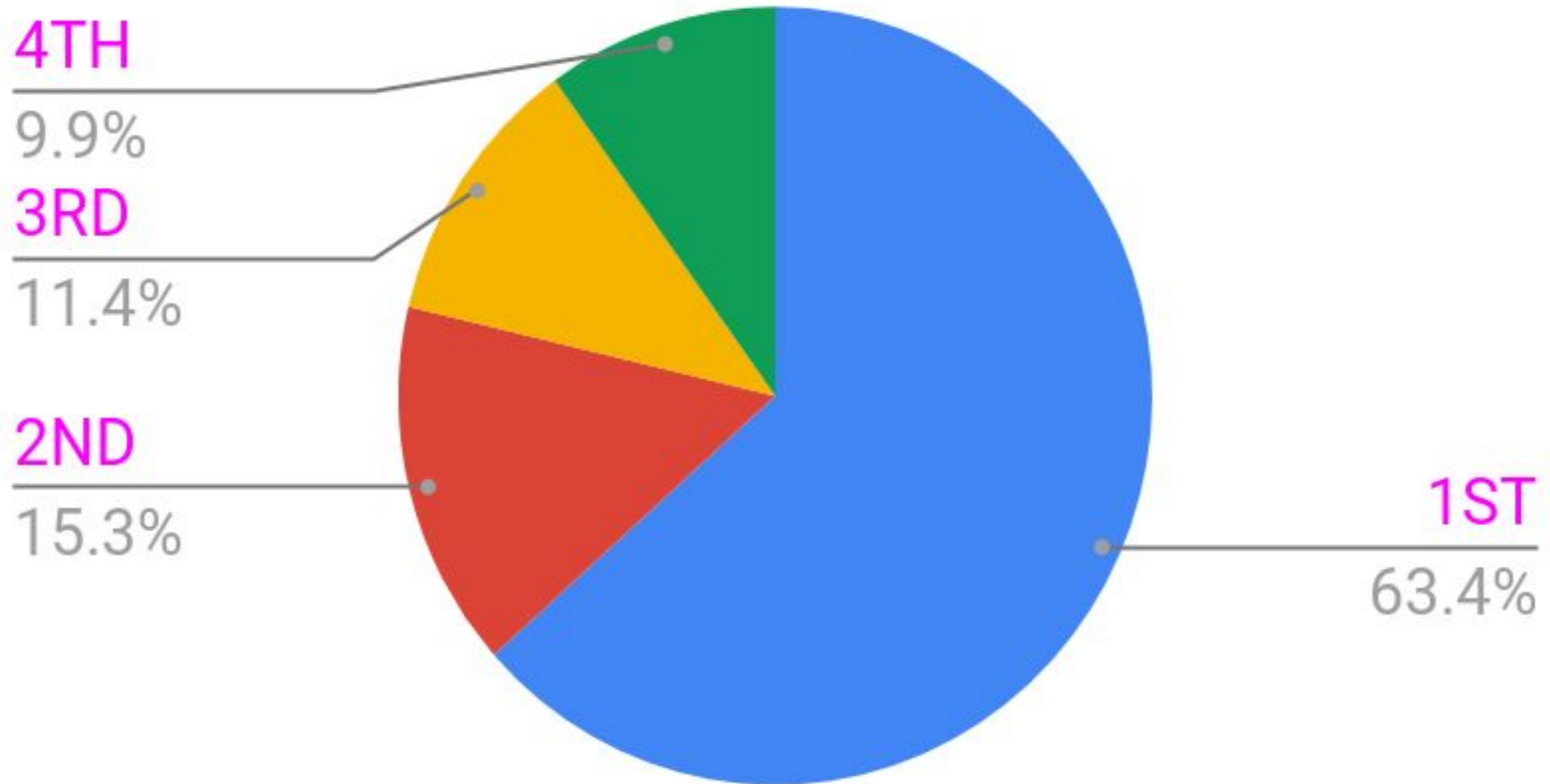
2018-2019 Distribution of Students by Class Size

P. 35 of report

Department	S1 Enrollment*	Class Size					Median
		<=14	15-19	20-24	25-29	>=30	
Computer	169	11.8%	18.3%	39.6%	30.2%		20
English**	1481	1%	4.5%	84.6%	10.1%		22
FATA	973	7.6%	26.4%	44.2%	7.7%	14.1%	20
History**	1489	2.9%	7.0%	64.2%	25.9%		22
Math	1598	3.5%	12.5%	62.3%	19.8%	1.88%	21
Science	1641	3.0%	15.5%	58.1%	23.3%		22
Wellness	1172		28.7%	51.5%	19.9%		20
World Language	1270	6.5%	28.7%	43.9%	18.5%	2.4%	20
English classes not counted in English staffing (see p. 3)	50	64%	36%				
History classes not counted in History staffing (see p. 5)	40	11.8%	18.3%	39.6%	30.2%		

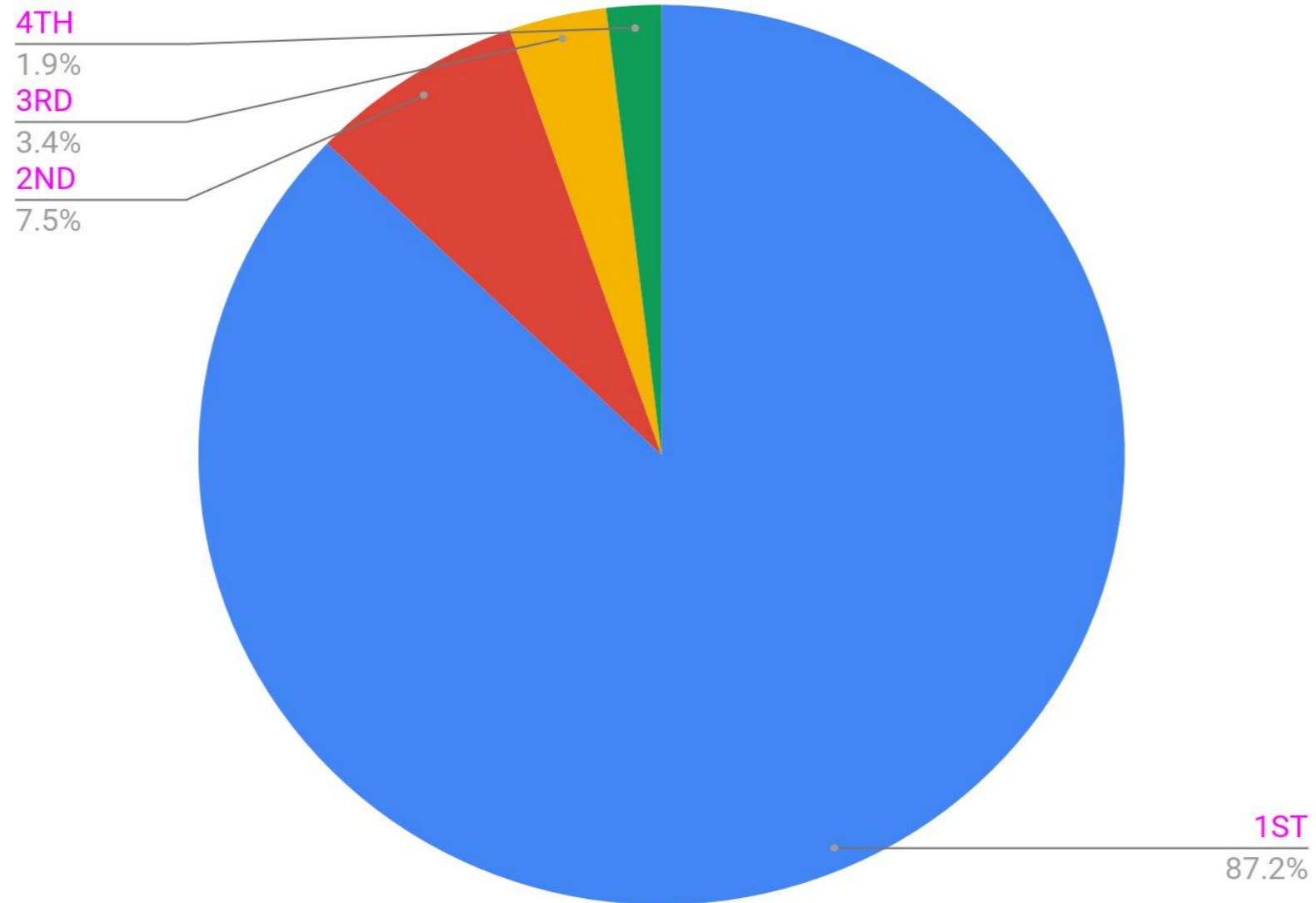
Percentages of students in 10th-12th grade English courses who got their 1st, 2nd, 3rd and 4th choice of course requested

2018-2019 ENGLISH 10-12 Choices



Percentages of students in 11th-12th grade History courses who got their 1st, 2nd, 3rd and 4th choice of course requested

2018-2019 HISTORY 11-12 Choices



Percentages of all students in FATA and Computer Science courses who got their 1st/2nd, 3rd/4th and 5th-10th choices of course requested

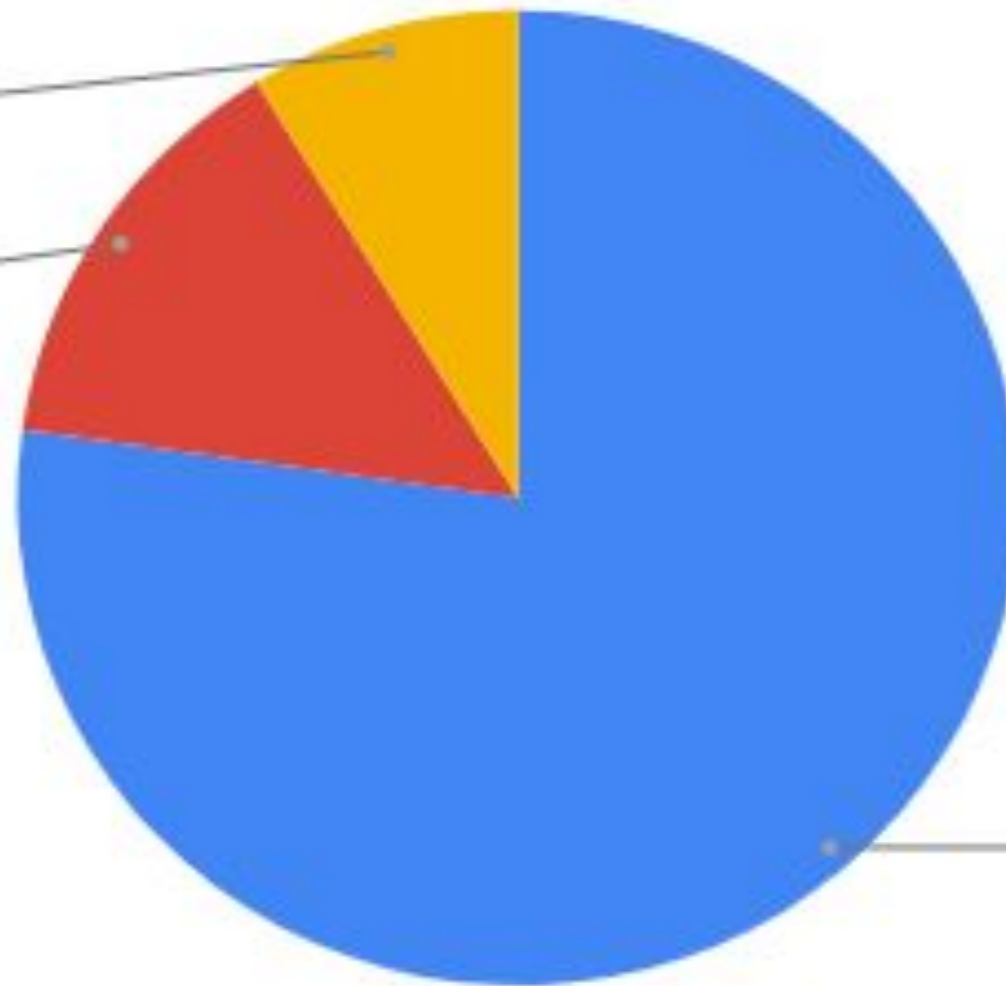
9TH-12TH FATA/COMP CHOICES

5TH - 10TH

8.7%

3RD and 4TH

14.0%



1ST and 2ND

77.2%

